


# INFINITY PUZZLELOCK

PuzzleLock tiles stand up to the punishment of fitness and workout areas and protect your existing floors and equipment. It's ideal for use in weight rooms, exercise or cardio areas, home gyms and performance training facilities.

Unlike traditional 4' x 6' black mats, PuzzleLock tiles are easier to handle and relocate, lower in odor and more colorful.


## Features



**24" x 24" size and 3/8" thickness with interlocking tabs and slots**

**Dense rubber construction protects existing floors and equipment in commercial or residential applications**

**No adhesives required. Our puzzle edges are the most accurate and tightest fitting in the industry. Perfect puzzle edges produce a seamless appearance and eliminate dirt and buildup**



**Easy to cut or trim with standard utility knife**

**Saves installation cost (from \$0.75 to \$2.00 per sq ft) compared to permanently "glued-down" rubber flooring**

**Excellent slip resistance in wet or dry conditions**

**Three standard colors - black, speckled grey and speckled blue; custom colors also available**

**Made in the USA from premium grade recycled tire rubber and colored rubber granules**


**Three year limited warranty against manufacturing defects**






## Standard Colors

**Black**  
(Corner Tile)




**Grey**  
(Border Tile)



Note: Select color based on actual samples. Slight color and texture variation may occur from tile to tile. Other colors available as special order.

Note: Check website for additional colors.

**Blue**  
(Center Tile)



24"

24"

## Order Numbers

Color	Center Tile	Border Tile	Corner Tile
Black	SRPT1020	SRPT1021	SRPT1022
Grey	SRPT1000	SRPT1001	SRPT1002
Blue	SRPT1010	SRPT1011	SRPT1012

## "Wall-to-Wall" Layout



Wall

Cut tiles to fit wall using utility knife

## "Area Rug" Layout

Corner tile

Border tile

Center tile

